

The Government has announced (<https://www.parliament.uk/business/publications/written-questions-answers-statements/written-statement/Commons/2020-03-23/HCWS176/>) that it will not publish any school or college level educational performance data based on tests, assessments or exams for 2020. This update published here (<https://www.gov.uk/government/publications/coronavirus-covid-19-school-and-college-performance-measures>) clarifies what this means for the way school and college accountability will operate for 2019/20.

Grange Community Junior School (URN: 116147)

Key stage 2

This is revised data for 2018/19.

Progress in reading, writing and maths

Reading

Number of pupils = 46

Pupils with adjusted scores = 0

Well above average 3.47

Confidence interval
1.7 to 5.3

Writing

Number of pupils = 46

Pupils with adjusted scores = 0

Well above average 4.13

Confidence interval
2.5 to 5.8

Maths

Number of pupils = 46

Pupils with adjusted scores = 0

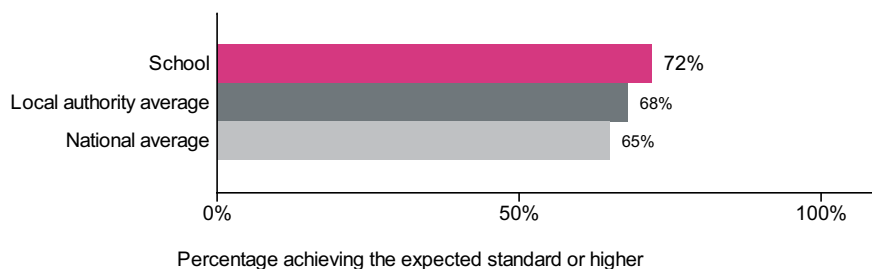
Above average 2.10

Confidence interval
0.5 to 3.7

Reading, writing and maths combined

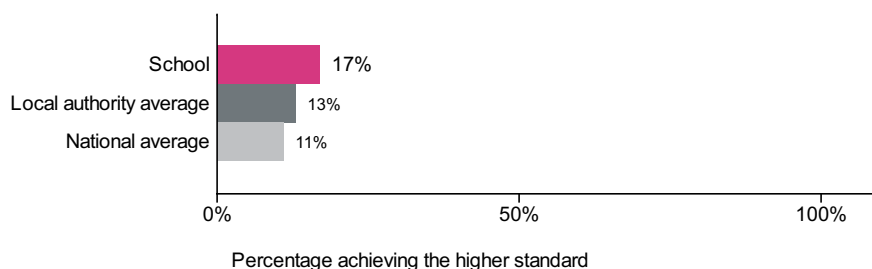
Percentage of pupils achieving the expected standard or higher

Number of pupils = 47



Percentage of pupils achieving the higher standard

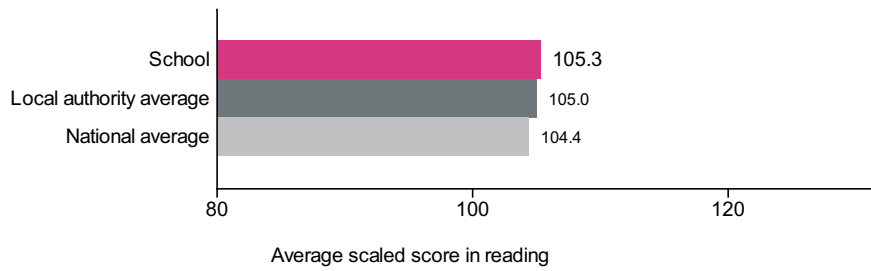
Number of pupils = 47



Average scaled score in:

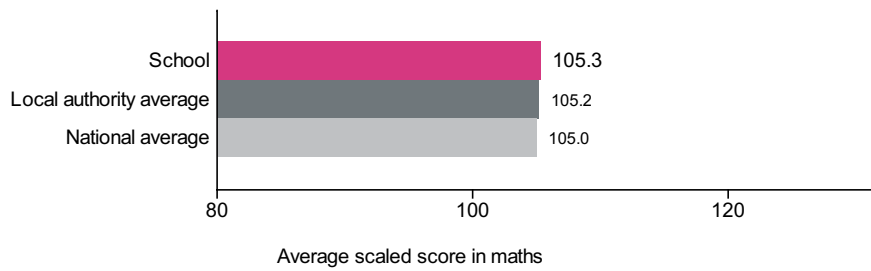
Reading

Number of pupils = 47



Maths

Number of pupils = 47



Junior schools

We know from national data that pupils at junior schools, on average, have higher attainment scores at the end of key stage 2 than pupils at all other primary schools. However, on average, they also have lower progress scores. This may be for a variety of reasons and should be taken into account when comparing their results to schools which start educating their pupils from the beginning of key stage 1.